

Impeller, OEM Grindmaster #3587



Fits Models D112, D15, D155, D25, D25-4, D255, D35, D35-4, D355, E27, E29, E47, E49, G-Cool, HD15, WD15, WD155, WD25, WD255, WD35, WD355

[Read More](#)

SKU: 3587

Price: \$23.64

Categories: [Grindmaster](#)

Product Description

Impeller

Inlet Valve 120V 1.3 Gpm, Replacement For Cecilware #CD257L



Fits Models BC1, BC120, BC2, BC2-IT, BC240, BC301, BC301-IT, BC302, BC302-IT, C-2003G-IT, C-2003LG-IT, C-2003RG-IT, CME10E-N, CME15E-N, GB1CP, GB1HC-CP, GB1HC-CP-PC, GB1SKI-LD, GB2-LP-LD, GB2-SKI-LD, GB2CP, GB2HC-CP, GB2HC-CP-PC, GB2M-5.5-LD, GB3-LP-LD, GB3CP, GB3M-5.5-LD, GB4-LP-LD, GB4M-5.5-LD, GB5M-5.5-LD, GBK, GBLP, GBM, GBSKI, JAVA 2 QB-D, JAVA 2 QB-D1, JAVA 2 QB-D2, JAVA 2 QB-D3, JAVA 2 QB-DC, JAVA 2-QB-D, JAVA 2-QB-D1, JAVA 2-QB-D2, JAVA 2-QB-D3, JAVA 2-QB-DC, JAVA2-LP, ME10-GN, ME10E-N, ME15-GN, ME15E-N

[Read More](#)


SKU: CD257L

Price: \$31.22

Categories: [Cecilware](#)

Product Description

Inlet Valve 120V 1.3 Gpm



Inlet Valve New Style, 1 Gpm 10 Watts, Replacement For Wilbur Curtis WC-826L, 375000771

Fits Models ALP1GT, ALP2GT, ALP2GTW, ALP3GT, ALP3GTL, ALP3GTR, ALP4GT, ALP5GT, ALP5GTL, ALP5GTR, ALP6GT, ALP6GTN, ALPHA-3GT, CAFE PC1, CAFE PC2, CAFE PC3, CAFE PC4, CAFE OAT3, CBP, CBS, CGC, D500GT, D60GT, D60GT61A412, EXPR, GEM-120A, HC-1D, PC-1D, PC-2D, PC-3D, PC-3GT, PC-4D, PC-4GT, PC-5GT, PCGT3, PCGT4, PCGT5, PTT3, TCTS/T, TCTS10000, TLP, WB5GT

[Read More](#)

SKU: WC-826L

Price: \$24.62

Categories: [Wilbur Curtis](#)

Product Description

Inlet Valve New Style, 1 Gpm 10 Watts

Inline Ball Valve Lead Free, Barb x Barb 1/4 x 1/4

180° Operational Handle, 200 Psi, Long Lasting Teflon Seats For Years Of Use

[Read More](#)

SKU: MTLB-4

Price: \$5.57

Categories: [Valves](#)



Product Description

Brass Barbed Shutoff Valve, 1/4 Barb x 1/4 Barb, Lead Free



Inline Ball Valve Lead Free, Barb x Barb 3/8 x 3/8

180° Operational Handle, 200 Psi, Long Lasting Teflon Seats For Years Of Use

[Read More](#)

SKU: MTLB-6

Price: \$5.91

Categories: [Valves](#)

Product Description

Brass Barbed Shutoff Valve, 3/8 Barb x 3/8 Barb, Lead Free



Inline Ball Valve Lead Free, Compression x Compression 1/4 x 1/4

[Read More](#)

SKU: MTLB-4C

Price: \$5.95

Categories: [Valves](#)

Product Description



Inline Ball Valve Lead Free, Flare x Flare 1/4 x 1/4

[Read More](#)

SKU: MTLB-4F

Price: \$5.97

Categories: [Valves](#)

Product Description



Inline Check Valve Tube x Tube 3/8 x 3/8

John Guest Mfg, Sold Each Or 10 A Bag. Produced at the request of leading companies in the Drinks Dispense Industry, the Super Speedfit Acetal Single Check Valve ensures protection against reversal of flow. The low headloss design and fast installation time make the valve the ideal selection. The valve is designed for use with liquids, it is not suitable for air and vacuum applications. Working Pressures and Temperatures 10 Bar at 20°C, 7 Bar at 65°C intermittent hot water, Minimum temperature 1°C, Typical 'crack open' pressure 0.02 Bar


[Read More](#)

SKU: 38SCV

Price: \$11.73

Categories: [Backflow](#)

Product Description



Inline Valve Lead Free Compression x Compression 1/4 x 1/4


[Read More](#)

SKU: 106CC

Price: \$3.55

Categories: [Valves](#)

Product Description



Inline Valve Lead Free Compression x Compression 3/8x3/8

[Read More](#)

SKU: 113CC

Price: \$4.86

Categories: [Valves](#)

Product Description



Inline Valve Tube x Tube 5/8 x 5/8

SeaTech Mfg, Sold Each

[Read More](#)

SKU: LQBV1510W

Price: \$11.86

Categories: [Valve](#)

Product Description



Inline Water Filters All Calcite, 2 x 10 Inches With 1/4 Fpt Ends

The Omnipure K2548-BB is an inline all-calcite filter that is used to neutralize acidic water bringing it back to a neutral pH. The K2548-BB is typically used in reverse osmosis or water with low total dissolved solids, when probes cant sense the water flowing past them.

[Read More](#)

SKU: K2548-BB

Price: \$13.98

Categories: [Inline](#)

Product Description
